


Open Men's Class		20# Braemar Stone				Stone				56# WFD				28# WFD				22# Hammer				16# Hammer				Caber			Sheaf				56# WOB				Open Men's Class		
		Name	Ft	In	PL	Pts	Ft	In	PL	Pts	Ft	In	PL	Pts	Ft	In	PL	Pts	Ft	In	PL	Pts	Best	PL	Pts	Ft	In	PL	Pts	Ft	In	PL	Pts	Total	Place	Name			
Kyle Bascom		28	10	7	7					28	4	1	1/8	57	3	1	1/9	74	2	1	6	6/15				70	4	4/19	24	5	5/24	12		6	6/5	30.5	5	Kyle Bascom	
Andrew Milot		31	1	2	2					26	6	4	4/6	54	10.5	5	5/11	78		5	3	3/14				10:30	3	3/17	28		2	2/19	13	2	2/5	21.5	1	Andrew Milot	
Bryce McCraw		28	8	8	8					26	8	3	3/11	55	6	4	4/5	78		1	2	2/17				70	5	5/22	24		6	6/28	11	8	8/5	36.5	6	Bryce McCraw	
Dustin Cato		24	3	9	9					20	3.5	10	10/19	43	1	10	10/25	62		10	10/21.5				65	6	6/15.5	21		7	7/53.5	11	8	8/5	61.5	9	Dustin Cato		
Jeremy Futrell		29	2.5	6	6					22	2	6	6/12	50	4.5	7	7/19	71		10	7	7/26				55	10	10/36	21		7	7/44	13	5	5/5	49	7	Jeremy Futrell	
Connor Edsall		24	6	11	11					18	7	11	11/22	35	6	12	12/34	65	8	5	9	9/43				45	12	12/55	21		10	10/65	10	11	11/	76.5	11	Connor Edsall	
Paul Knightly																																						Paul Knightly	
Justin Pearce		32	7	1	1					12	7	13	13/14	43	2	9	9/23	66		8	8/31				60	7	7/38	21		10	10/48.5	12	6	6/5	54.5	8	Justin Pearce		
Chas Wagner		30	6	4	4					23	10.5	5	5/9	56	1.5	3	3/12	78	3	5	4	4/16				11:00	1	1/17	24		4	4/31	13	2	2/5	23.5	2	Chas Wagner	
Christopher Williams		23	4.5	12	12					21	9.5	9	9/21	43	1	10	10/15.5	61	4	5	11	11/42.5				45	11	11/53.5	21		7	7/40.5	11	10	10/	71.5	10	Christopher Williams	
Nolan Killian		22	8	13	13					17	3	12	12/25	31	6.5	13	13/28	50		12	12/50				55	9	9/54	15		12	12/71	NH	NH	13/	84	13	Nolan Killian		
Daniel Oakes		24	6.5	10	10					21	11	8	8/18	45	2	8	8/26	50	4	13	13/39				40	13	13/52	15		13	13/65	NH	NH	12/	78	12	Daniel Oakes		
Brandon William		29	3	5	5					27	3	2	2/9	56	5.5	2	2/9	70		5	5/14				60	8	8/22	29		1	1/23	14	1	1/	24	3	Brandon William		
Jose McKinney		30	9	3	3					22	1	7	7/10	53	7	6	6/16	71		1	1/17				10:00	2	2/19	24		3	3/22	13	4	4/	26	4	Jose McKinney		
																																					0.00		



Mid-Atlantic Scottish Athletics Event Scoresheet

Games: Virginia Scottish Games
 Date: 9/4/2021
 Event: Braemar Stone
 Specifications: 25# or ____ # (Women 13#)

Class: Open Amateur Men

Name	1st Attempt		2nd Attempt		3rd Attempt		Best		Place	Points
	Feet	Inches	Feet	Inches	Feet	Inches	Feet	Inches		
Kyle Bascom	27	9	F		28	10	28	10	7	7
① Andrew Milot	30	6	31	1	29	8.5	31	1	2	2
Bryce McCraw	28	8	28	6	28	.5	28	8	8	8
Dustin Cato	25	10	24	6	26	3	26	3	9	9
Jeremy Futrell	29	2.5	27	10	28	1.5	29	2.5	6	6
Connor Edsall	24	Ø	22	7	23	6.5	24	Ø	11	11
Paul Knightly										
Justin Pearce	32	5.5	32	7	31	4.5	32	7	1	1
Chas Wagner	29	1	27	5	30	6	30	6	4	4
Christopher Williams	22	2	20	10.5	23	4.5	23	4.5	12	12
Nolan Killian	20	11	19	10.5	22	8	22	8	13	13
Daniel Oakes	24	4	24	6.5	24	1.5	24	6.5	10	10
Brandon William	26	8	25	8.5	29	3	29	3	5	5
Chase McKinney	28	8	30	9	27	Ø	30	9	3	3

Current Field Records: _____

Extra Attempts: _____

Athlete: _____

Mid-Atlantic Scottish Athletics Event Scoresheet



Mid-Atlantic Scottish Athletics Event Scoresheet

Games: Virginia Scottish Games
 Date: 9/4/2021
 Event: Light Weight for Distance
 Specifications: Men 28#, Women 14#


Class: Open Amateur Men

Name	1st Attempt		2nd Attempt		3rd Attempt		Best		Place	Points
	Feet	Inches	Feet	Inches	Feet	Inches	Feet	Inches		
Kyle Bascom	55	5	48	6	57	3	57	3	1	1
Andrew Milot	52	9	54	10.5	51	2	54	10.5	5	5
Bryce McCraw	54	11.5	F		55	6	55	6	4	4
Dustin Cato	38	6	41	8	43	1	43	1	10	10.5
Jeremy Futrell	44	1	50	4.5	49	2.5	50	4.5	7	7
Connor Edsall	34	7	35	6	34	10	35	6	12	12
Paul Knightly										
Justin Pearce	41	1.5	43	2	42	8	43	2	9	9
Chas Wagner	47	7.5	48	7.5	56	1.5	56	1.5	3	3
Christopher Williams	42	2	34	1	43	1	43	1	10	10.5
Nolan Killian	29	6	31	6.5	26	6	31	6.5	13	13
Daniel Oakes	45	2	39	8	F		45	2	8	8
Brandon William	56	5.5	41	6	48	10.5	56	5.5	2	2
Jose McKinney	38	10	53	7	46	10	53	7	6	6

Current Field Record: _____

Extra Attempts: _____

Athlete: _____



Mid-Atlantic Scottish Athletics Event Scoresheet

Corrected

Games: Virginia Scottish Games
 Date: 9/4/2021
 Event: Open Stone
 Specifications: Men 16.25#, Women 9#, or ____#
 Class: Open Amateur Men


mer

Name	1st Attempt		2nd Attempt		3rd Attempt		Best		Place	Points
	Feet	Inches	Feet	Inches	Feet	Inches	Feet	Inches		
Kyle Bascom	67	1.5	71	3	F		71	3	6	6
Andrew Milot	66	10	75	1.5	68	1.5	75	1.5	3	3
Bryce McCraw	67	8	75	3	F		75	3	2	2
Dustin Cato	54	11	51	11	58	10	58	10	10	10
Jeremy Futrell	65	1.5	63	11	68	2	68	2	7	7
Connor Edsall	F		58	11	62	.5	62	1/2	9	9
Paul Knightly										
Justin Pearce	62	11	59	5	62	9.5	62	11	8	8
Chas Wagner	66	8	74	7.5	71	9	74	7.5	4	4
Christopher Williams	57	8.5	54	7	54	7.5	57	8.5	11	11
Nolan Killian	52	1.5	52	7	49	0	52	7	12	12
Daniel Oakes	46	8	F		F		46	8	13	13
Brandon William	54	3	72	5	72	3.5	72	5	5	5
0 Jose McKinney	65	3	76	1	P		76	1	1	1
0										
0										
0										
0										
0										
0										
0										
0										

Current Field Record: _____

Extra Attempts: _____

Athlete: _____



Mid-Atlantic Scottish Athletics Event Scoresheet

Games: Virginia Scottish Games
 Date: 9/4/2021
 Event: Caber
 Specifications: Length ___'___", Weight ____#
 Class: Open Amateur Men

Name	Competition			Challenge			Best		
	1st	2nd	3rd	1st	2nd	3rd		Place	Points
Kyle Bascom	65	70	70				70	4	4
Andrew Milot	10:30	55°	60			2	10:30	3	3
Bryce McCraw	NT	70°	65				70	5	5
Dustin Cato	65°	NT	40				65°	6	6
Jeremy Futrell	55°	45°	45				55°	10	10
Connor Edsall	NT	NT	45				45	12	12
Paul Knightly									
Justin Pearce	NT	60°	40°				60	7	7
Chas Wagner	11:00	80°	9:45				11:00	1	1
Christopher Williams	35	45°	NT				45°	11	11
Nolan Killian	45	55°	50°				55°	9	9
Daniel Oakes	40	NT	30				40	13	13
Brandon William	NT	60°	35				60	8	8
a base McKinney	55	10:00	NT			3	10:00	2	2
0									
0									
0									
0									
0									
0									
0									

Current Field Record: _____

Extra Attempts: _____

Athlete: _____



Mid-Atlantic Scottish Athletics Event Scoresheet

Games: Virginia Scottish Games
 Date: 9/4/2021
 Event: Sheaf
 Specifications: 20#, 16#, 10#, or ____ #
 Class: Open Amateur Men

Name	15	X = Miss, √ = Cleared, P = Pass							Best Ft'In"	Place Points	
		18'12"	18	21	24	27	28	29			
Kyle Bascom 18	P	√	√	xx√	xxx	—	—	—	24	5	5
Andrew Milot 18	P	xx√	√	√	x√	x√	xxx	—	28	2	2
Bryce McCraw 18	P	√	x√	xx√	xxx	—	—	—	24	6	6
Dustin Cato 15	√	√	√	xxx	—	—	—	—	21	7	8
Jeremy Futrell 18	P	√	√	xxx	—	—	—	—	21	7	8
Connor Edsall	√	√	x√	xxx	—	—	—	—	21	10	10.5
Paul Knightly	—	—	—	—	—	—	—	—	—	—	—
Justin Pearce 15	√	√	x√	xxx	—	—	—	—	21	10	10.5
Chas Wagner 15	√	√	√	x√	xxx	—	—	—	24	8	4
Christopher Williams 21 15	√	√	√	xxx	—	—	—	—	21	7	8
Nolan Killian 15	√	xxx	—	—	—	—	—	—	15	12	12
Daniel Oakes 15	x√	xxx	—	—	—	—	—	—	15	13	13
Brandon William 15	√	√	√	xx√	√	x√	√	—	29	1	1
Abse McKinney 21	P	P	xx√	√	xxx	—	—	—	24	3	3
0											
0											
0											
0											
0											
0											
0											

Current Field Record: _____

Extra Attempts: _____

Athlete: _____



Mid-Atlantic Scottish Athletics Event Scoresheet

Games: Virginia Scottish Games
 Date: 9/4/2021
 Event: Weight over Bar
 Specifications: 56#, 42#, 21#, or ____#

Class: Open Amateur Men

Name	X = Miss, √ = Cleared, P = Pass							Best Ft/In"	Place Points	
	10'	11	12	13	14	15'	1"			
Kyle Bascom 11	P	✓	✓	xxx	—	—	—	12	6	6.5
Andrew Milot	✓	✓	✓	✓	xxx	—	—	13	2	2.5
Bryce McCraw	✓	XV	xxx	—	—	—	—	11	8	8.5
Dustin Cato	✓	XV	xxx	—	—	—	—	11	8	8.5
Jeremy Futrell 12	P	P	✓	xxv	xxx	—	—	13	5	5
Connor Edsall	✓	xxx	—	—	—	—	—	10	11	11
Paul Knightly	—	—	—	—	—	—	—	—	—	—
Justin Pearce 11	P	✓	✓	xxx	—	—	—	12	6	6.5
Chas Wagner 11	P	✓	✓	✓	xxx	—	—	13	2	2.5
Christopher Williams 11	P	XxV	xxx	—	—	—	—	11	10	10
Nolan Killian	xxx	—	—	—	—	—	—	NH	NH	13
Daniel Oakes	xxx	—	—	—	—	—	—	NH	NH	13
Brandon William 12	xxx	P	✓	✓	xxv	x	—	14	1	1
Jose McKinney 11	P	✓	✓	xv	xxx	—	—	13	4	4
0										
0										
0										
0										
0										
0										
0										
0										

Current Field Record: _____

Extra Attempts: _____

Athlete: _____